

COMPACT COMMERCIAL ELECTRIC WATER HEATER

3-Year Tank Warranty

1-Year Parts Warranty

- **Fused Ceramic Shield**

A tough, thick durable coat of blue cobalt ceramic is fused to the tank's interior surfaces at 1600°F, forming a corrosion-resistant lining for years of dependable protection and use.

- **Non-CFC Foam Insulation**

The tank is surrounded by a thick coat of non-CFC polyurethane foam to trap heat inside the tank, saving energy.

- **Heating Element**

Screw-in, direct immersion, 1500 watt, 120 volt heating element for maximum efficiency. Available in other wattages and voltages for every job.

- **Dip Tube (6U and 12U Models)**

Carries cold inlet water deep into the tank to minimize temperature dilution of hot water. On 6- and 12-gallon only.

- **T&P Valve**

Conveniently located on the side of the tank to facilitate piping to a drain or external to the building.

- **3/4" Water Connections**

Located on top. 6- and 12-gallon models are top or side connect; 20-gallon model is side connect only.

- **Anode Rod**

Top-mounted, heavy-duty anode for added tank protection, extending the life of the tank.

- **Built-In Electric Junction Box**

Top-located, convenient junction box, ready for 1/2" conduit.

- **Thermostat/High Limit Control**

Single-element thermostat adjustable to 170°F with high limit for single-element heaters.

- **Code Approvals**

Listed to UL 174. All models are certified at 300 PSI test pressure and 150 PSI working pressure.

- **Drain Valve (12U and 20U Models)**

Child-resistant, corrosion-free drain valve.



3-Year Limited Tank Warranty

Heavy gauge steel is automatically formed, rolled and welded to assure continuous seams for Fused Ceramic Shield lining. Each tank is triple tested to ensure quality.

1-Year Parts Warranty

Original factory parts warranted for 1 year.

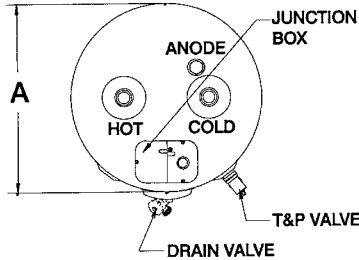
For complete warranty information consult the written warranty of American Water Heater Company at (800) 999-9515.



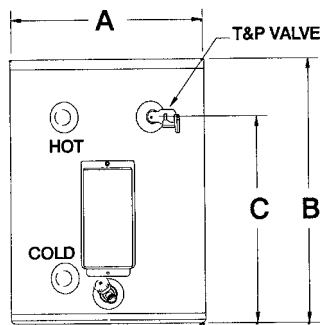
Commercial Electric Compact

Dimensions on all charts shown in inches.

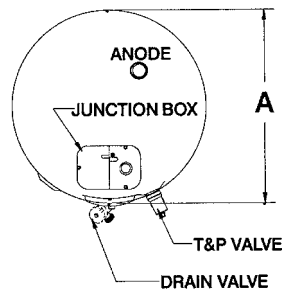
TOP VIEW
6-, 12-GALLON
MODELS



SIDE VIEW



TOP VIEW
19-GALLON
MODEL



MODEL NUMBER	GALLON CAPACITY	JACKET DIAMETER A	HEIGHT TO TOP OF HEATER B	HEIGHT TO SIDE T&P OPENING C	STANDARD VOLTAGE	STANDARD KW INPUT	MAX. KW INPUT
LDCE31-06U	6	16	17-3/4	10-1/4	120	1.5	4.5
LDCE31-12U	12	16	22-3/4	16-1/4	120	1.5	5.5
LDCE31-20U	19	18	24-3/4	18-1/2	120	1.5	6.0

Limited warranty on tank and parts. Complete details in manual. Specify wattage, voltage and phase when ordering.

WATTS	GPH RECOVERY CAPACITIES						
	TEMPERATURE RISE						
	40° F	50° F	60° F	70° F	80° F	90° F	100° F
1500	15.0	12.0	10.0	9.0	8.0	7.0	6.0
2000	20.0	16.0	14.0	12.0	10.0	9.0	8.0
2500	26.0	20.0	17.0	15.0	13.0	11.0	10.0
3000	30.7	24.6	20.5	17.6	15.4	13.9	12.3
3500	35.8	28.7	23.9	20.5	17.9	16.2	14.5
4000	41.0	32.8	27.3	23.4	20.5	18.5	16.4
4500	46.1	36.8	30.7	26.4	23.0	20.7	18.4
5000	51.2	41.0	34.1	29.3	25.6	23.1	20.5
5500	56.4	45.1	37.5	32.2	28.2	25.4	22.5
6000	61.4	49.2	41.0	35.1	30.7	27.3	24.6

ELEMENT WATTAGE	SINGLE-PHASE FULL LOAD AMPERAGE DRAW				
	120V	208V	240V	277V	480V
1500	12.5	7.2	6.3	5.4	3.1
2000	16.7	9.6	8.3	7.2	4.2
2500	20.8	12.0	10.4	9.0	5.2
3000	25.0	14.4	12.5	10.8	6.3
3500	N/A	16.8	14.6	12.6	7.3
4000	N/A	19.2	16.7	14.4	8.3
4500	N/A	21.6	18.8	16.2	9.4
5000	N/A	24.0	20.8	18.1	10.4
5500	N/A	N/A	22.9	19.9	11.5
6000	N/A	N/A	25.0	21.7	12.5

Specification

Commercial electric water heater(s) shall be model _____ as manufactured by American Water Heater Company, or an approved equal, and shall have a 3-year tank warranty and a 1-year parts warranty, when installed in a commercial application. Heater(s) shall have a storage capacity of _____ gallons and shall have a rated input of _____ KW at _____ Volts, single-phase, 60/50 cycle AC, and shall be design tested and listed in accordance with Underwriter's Laboratories Standard UL 174. The interior of the storage tank shall be lined with a Fused Ceramic Shield lining, fused to the tank at 1600° F, forming a corrosion-resistant lining; polymer linings are not acceptable. Each tank shall be furnished with an internal anode for anodic protection. The unit must be equipped with a built-in electrical junction box. Electrical heating element shall be screw-in, direct immersion, resistance type. Element operation shall be controlled by a thermostat adjustable to 170° F. A high-temperature cutoff shall be supplied as an integral part of the heater. Element access panel shall be provided on the front of the heater for each element. A corrosion-resistant drain valve shall be provided on the front of each unit. The tank shall be totally encased in a metal jacket and insulated with non-CFC foam to reduce standby heat loss. The tank must be design certified for 300 PSI test pressure and 150 PSI working pressure.

Order Entry and Sales

P.O. Box 4056, 500 Princeton Road
Johnson City, TN 37602-4056
(800) 937-1037
(800) 581-7224 fax

Product Service and Support

P.O. Box 1597, 500 Princeton Road
Johnson City, TN 37605-1597
(800) 456-9805
(800) 999-5210 fax

Distributed By